



# SEASONAL PICTURES


## WHAT TO DO


- Find photographs of your child that have been taken at different times of the year and look at them together.
  - Using the clues provided in the photos, help your child to sort the photographs according to the four seasons – spring, summer, autumn and winter.
  - Ask your child to draw a picture of themselves during each season in the boxes opposite.
- .....
- On the back of this sheet, draw four pictures of a garden or park in each of the four seasons and label them.




Me in spring 



Me in summer 



Me in autumn 



Me in winter 

### TO PARENTS OR CARERS

This activity is for you and your child to do together. Please let your child take the lead.

This activity will help your child to

- learn the names of the different seasons
- understand how the seasons affect the weather, and therefore what we wear and what activities we can take part in.